

Why do we have nature strips?

Nature strips are an integral part of Canberra's garden city environment. As well as providing a safe public walking area, they are designed to complement your neighbourhood's natural settings.

The nature strip or roadside verge is public land and is not part of your lease from the ACT Government.

If you plan to do anything other than grow grass, you will need permission from the City Rangers Office. Nature strips usually contain essential services such as sewerage, water pipes, telephone, power and gas. Any change such as tree planting or landscaping requires consultation and authorisation.

Who looks after my nature strip?

It is accepted practice that residents maintain their nature strips (excluding trees) as an extension of their garden.

Where construction work is undertaken within the lease, the builder/leaseholder is responsible for ensuring that the verge tree and grassed nature strip are protected during the construction.

Why do we have street trees?

Street trees beautify the landscape, enhance property values and contribute to a range of other environmental benefits for the community. A specific tree type is generally selected for each street, and this provides the street with its own landscape character.

The policy of the ACT Government is to continue the practice of ensuring that street trees are provided within the verge of new residential areas, so that in time a greater sense of unity and identity will be created.

Who looks after street trees?



Canberra Urban Parks and Places periodically checks and carries out any necessary pruning, removal and replacement of street trees planted on your nature strip.

If you wish to remove any trees that you or a previous lessee have planted on the nature strip, you are required to obtain written approval from Canberra Urban Parks and Places prior to removal.

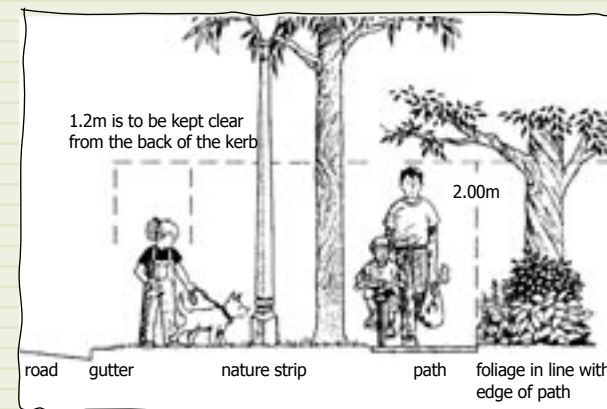
If you do not have a street tree and would like one planted, contact

Canberra Urban Parks and Places.

How do I look after my nature strip?

- Foliage which is on the nature strip, or growing on your lease and overhangs a footpath, must be pruned to maintain a minimum height of 2 metres clear above footpaths and pruned back in line with the edge of the footpath (including hedges and groundcovers). For safety purposes, pedestrians must have access to the entire width of the footpath.
- A strip of grass or stable surface must be maintained at a minimum of 1.2 metres wide from the back of the kerb for pedestrian access directly off the roadway, even if a footpath exists near your lease boundary.
- Foliage or structures must not cause a line of sight problem for vehicles or pedestrians when using, entering or exiting an intersection, driveway or footpath.

- Grass should be kept below 0.5 of a metre, to ensure that it does not cause a line of sight problem or a fire hazard.
- Adequate protection for nature strip trees is required. This can be achieved by:
 - not placing site sheds, building materials or vehicles within the root zone (drip zone +2m);
 - no unapproved excavation of trees;
 - no excavation for services, driveways, or footings within at least 3m of the tree trunk.
 - avoiding hard paving surfaces at least 50cm from the trunk of the tree, as these cause an impermeable layer preventing air and water from reaching the tree roots;
 - installing a gravel diffusion layer under the pavement;
 - ensuring that the ground level around nature strip trees is not altered and that materials are not to be built-up around the base of any trees.
- If any of the Government street trees are causing you concern or are a hazard, report it to Canberra Urban Parks and Places and they will assess the tree and rectify any problems.




Can I landscape my nature strip?

YES, you can. If you plan on growing grass on your nature strip, approval is not required.

If you plan on landscaping your nature strip (other than growing grass), WRITTEN APPROVAL IS REQUIRED from the City Rangers Office, where your application will be assessed. When considering your options, you may wish to consider the following:

- Landscape developments may include the following features: garden beds, rockeries, paving, shrubs, ground cover plants, tan bark or similar materials. Trees will only be approved if they match the landscape character of the street.
- Mulches, compacted granite or similar ground treatment must be stable and properly contained. Road drains at your home empty into our streams, lakes and the Murrumbidgee River without treatment. Care must be taken to ensure that the road, drains and footpaths are protected from such matter for environmental and safety purposes.
- You must also take into account the mature size of plants, to ensure they will not cause an obstruction for pedestrians or line of sight problems for motorists. Shrubs should not exceed 0.5m in height.



- Temporary protective fencing is permitted with approval, if constructed and maintained in a safe condition, in areas where newly seeded soil or turf is located. Permanent fencing is not permitted.
- Watering systems may only be installed with the approval of the City Rangers and are generally discouraged. Preference will be given to landscape types more suitable to the ACT such as dryland grasses and drought hardy plants.


Can I store materials on the nature strip?

YES you can, but YOU MUST OBTAIN WRITTEN APPROVAL from the City Rangers Office. Conditions are attached to approvals for the temporary use or storage of building materials and other objects.

Please be aware that you must not

- Develop your nature strip (other than growing grass) without written approval from the City Rangers Office.
- Store or place any substance, material or thing on the nature strip without written approval from the City Rangers Office.
- Install pavers or concrete, erect stone or brick walls, or similar structures or materials, across your nature strip without written approval from Roads ACT.
- Prune or remove any street trees.

- Allow any foliage to obstruct pedestrian access to footpaths or the nature strip 1.2 metres from the back of the kerb.
- Park or store any type of vehicle or trailer on your nature strip (registered or unregistered or parts thereof).



How can I get approval to landscape or use my nature strip?

An 'Application to Use Unleased Territory Land' can be obtained from the ACT Government Shopfronts or the City Rangers Office during business hours:

- Belconnen Shopfront, Swanson Court.
- Civic Shopfront, Saraton Building, East Row.
- Woden Shopfront, corner Corinna and Furzer Streets.
- Tuggeranong Shopfront, Homeworld Centre, corner Reed and Anketell Streets.
- City Rangers Office, 2 Elimatta Street, Reid.

Who can I contact for more information?


- For approvals on nature strip developments or to use the nature strip to store materials and other objects, contact the City Rangers Office, telephone 62077132.
- For problems with street trees (ie. broken limbs, tree roots, pruning, removal, dead or diseased trees etc.), telephone Cityscape Services 62071000.
- For repairs and maintenance of formal footpaths, gutters, government installed driveways and street lights, contact Roads ACT, telephone 62076890.
- For details on parking regulations, contact Parking Operations, telephone 62077200.
- For precise lease boundary locations, contact Planning and Land Management, telephone 62071939.
- For clearances and location of services, dial before you dig:
 - telephone and optic fibre cables, contact Telstra, telephone 1100;
 - natural gas, contact AGL, telephone 62857730; and
 - water, electricity, sewage and stormwater, contact ACTEW, telephone 131293



Prepared by:
Canberra Urban Parks and Places
Department of Urban Services
ACT Government
May 2004



Nature Strips



IN CANBERRA



Canberra Urban Parks & Places
ACT URBAN SERVICES